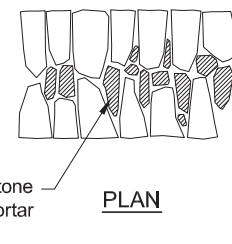
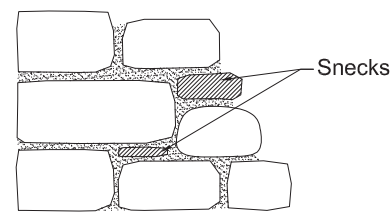


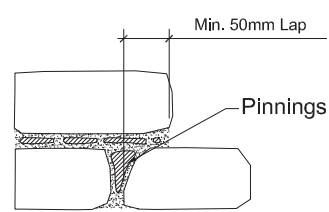
MASONRY WALL DETAIL



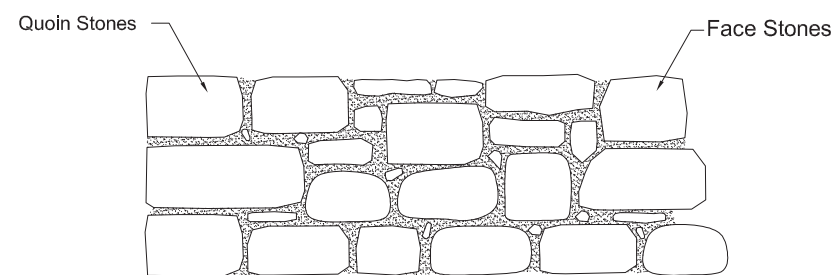
PLAN



ELEVATION

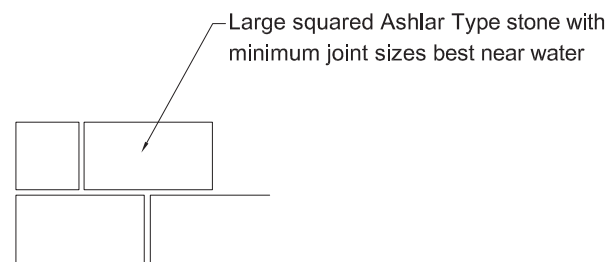


ELEVATION

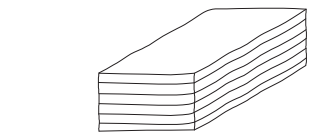


ELEVATION


Rubble Stone - Irregular shapes and sizes of stone with Sneck and Pinnings



ELEVATION



Natural Bedding and Lengths Laid into Wall - Correct



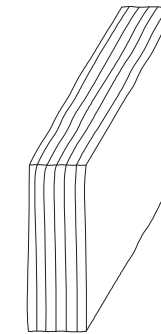
Face Bedding - Wrong




The bed is always greater than the height




BEDDING



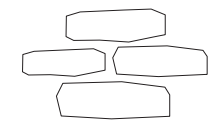
Edge Bedded (Coppings only)



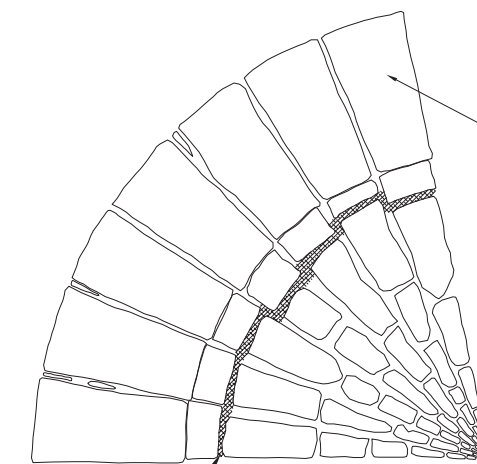
2 But not 3 - Acceptable



3 Forming Vertical Joint - Wrong



One-on-two and Two-on-one ✓ Best



Face Voussoirs Laid Wrong - Insufficient penetration of Arch Barrel

Running Collar Joint

TII PUBLICATION NUMBER: CC-SCD-02407