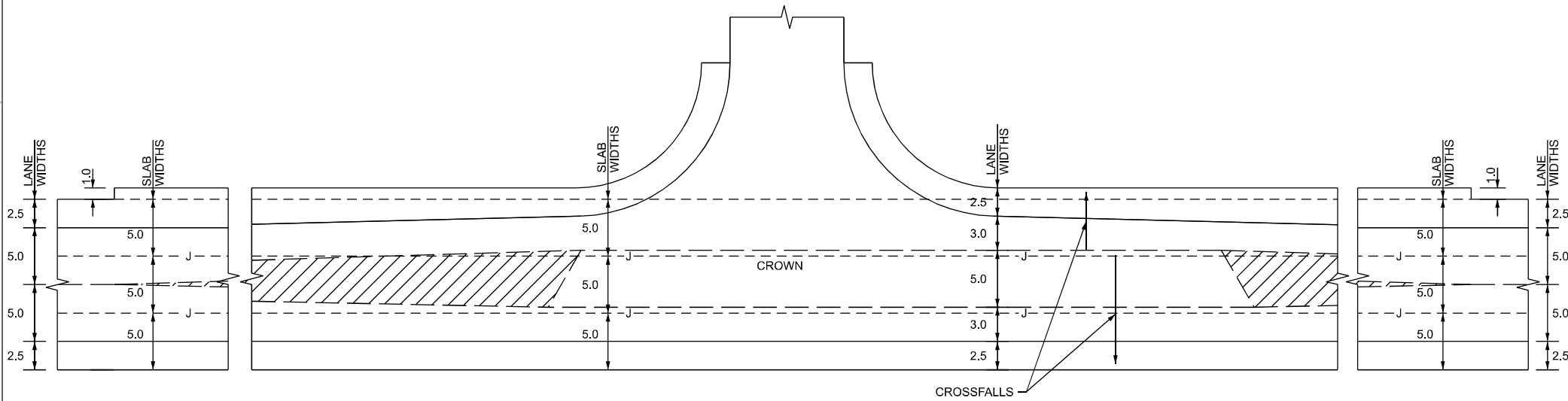
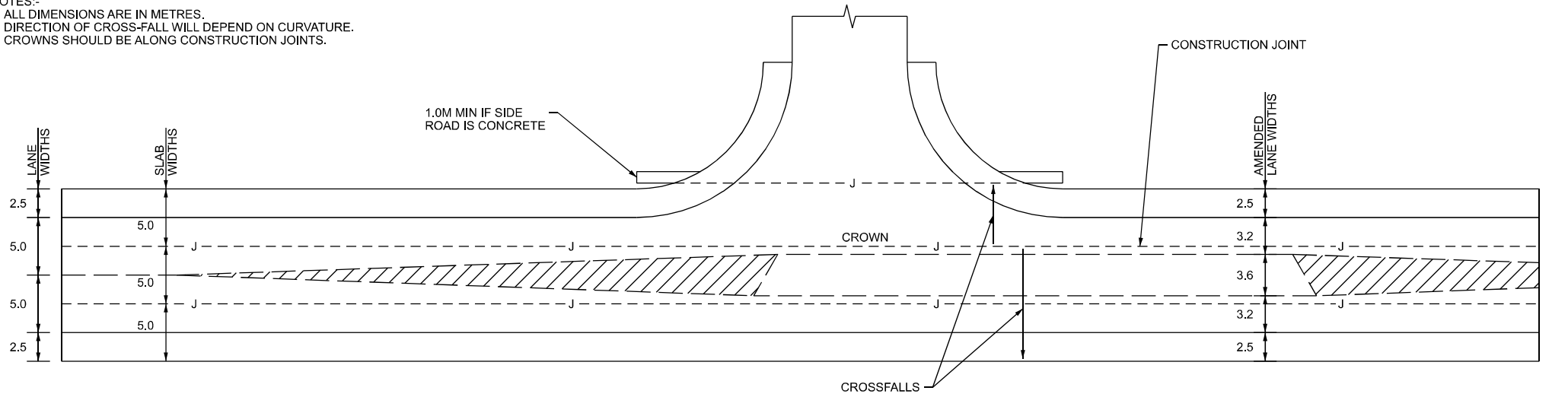




- NOTES:-
 1. ALL DIMENSIONS ARE IN METRES.
 2. DIRECTION OF CROSS-FALL WILL DEPEND ON CURVATURE.
 3. CROWNS SHOULD BE ALONG CONSTRUCTION JOINTS.



JUNCTION LAYOUTS WITH JOINT SPACING FOR CLIMBING LANE

 Bonneagar Iompair Éireann Transport Infrastructure Ireland	ACTIVITY	 Construction & Commissioning	PUBLICATION TITLE			
	STREAM		CONCRETE PAVEMENTS TYPICAL LONGITUDINAL JOINT POSITIONS IN UNREINFORCED SLABS FOR WIDE SINGLE CARRIAGEWAYS WITH A JUNCTION			
STANDARD CONSTRUCTION DETAILS (SCD)		HISTORICAL REFERENCE	DOCUMENTATION SET	PUBLICATION DATE	PUBLICATION NUMBER	
		RCD/1000/15	STANDARD	MARCH 2000	ACTIVITY	DRAWING NUMBER
					CC	01015