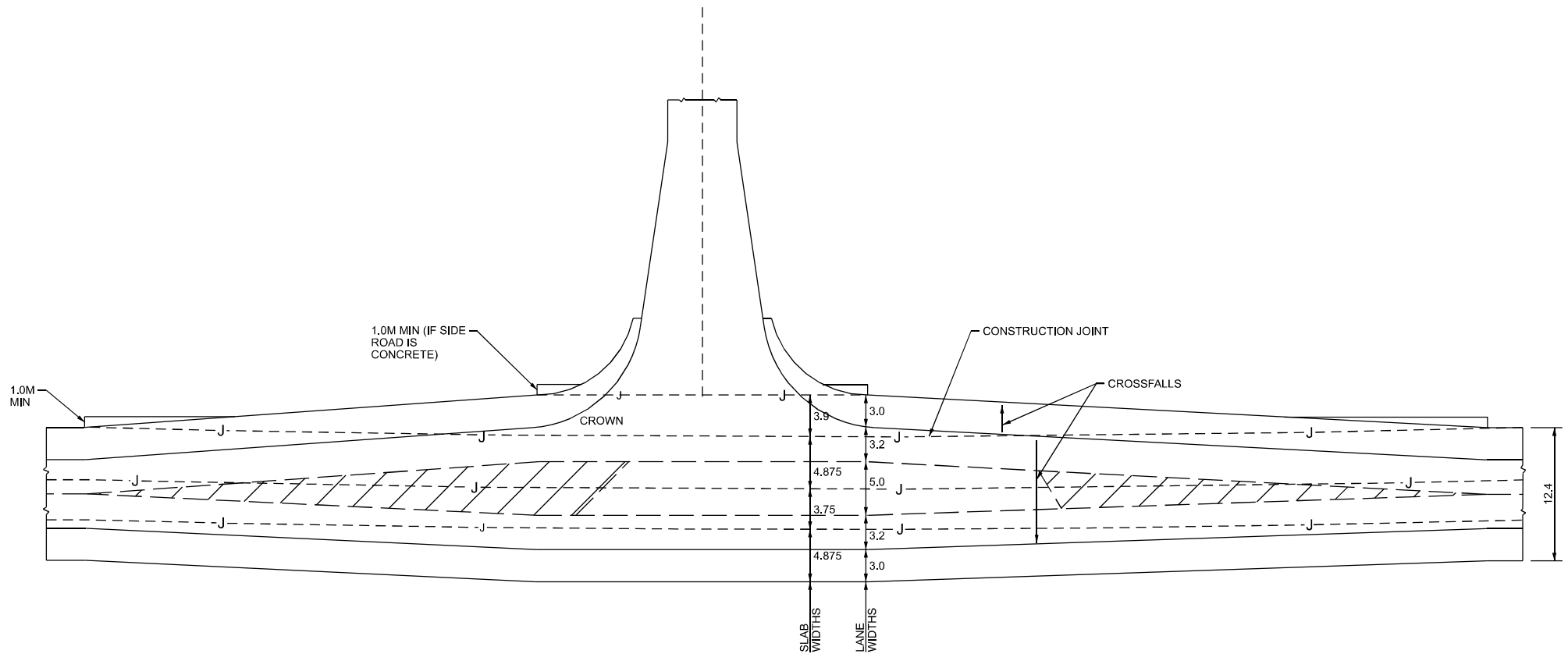




- NOTES:-
1. ALL DIMENSIONS ARE IN METRES.
 2. - - - - J - - - - INDICATES LONGITUDINAL JOINT POSITIONS.
 3. DIRECTION OF CROSS-FALL IS DEPENDENT ON CURVATURE.
 4. CROWNS SHOULD BE ALONG CONSTRUCTION JOINTS.



TYPICAL JOINT POSITIONS

 <p>Bonneagar Iompair Éireann Transport Infrastructure Ireland</p>	<p>ACTIVITY</p>  <p>Construction & Commissioning</p>	<p>PUBLICATION TITLE</p> <p>CONCRETE PAVEMENTS TYPICAL LONGITUDINAL JOINT POSITIONS IN UNREINFORCED SLABS FOR STANDARD SINGLE CARRIAGEWAYS WITH JUNCTION</p>								
	<p>STREAM</p> <p>STANDARD CONSTRUCTION DETAILS (SCD)</p>	<p>HISTORICAL REFERENCE</p> <p>RCD/1000/13</p>	<p>DOCUMENTATION SET</p> <p>STANDARD</p>	<p>PUBLICATION DATE</p> <p>MARCH 2000</p>	<p>PUBLICATION NUMBER</p> <table border="1"> <tr> <td>ACTIVITY</td> <td>STREAM</td> <td>DRAWING NUMBER</td> </tr> <tr> <td>CC</td> <td>SCD</td> <td>01013</td> </tr> </table>	ACTIVITY	STREAM	DRAWING NUMBER	CC	SCD
ACTIVITY	STREAM	DRAWING NUMBER								
CC	SCD	01013								