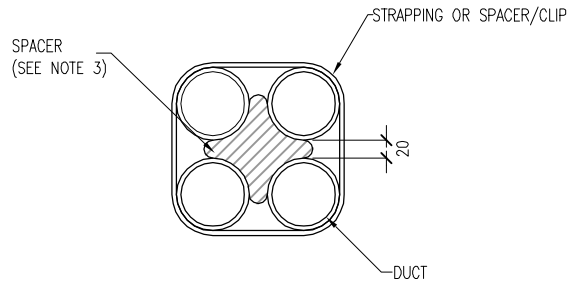
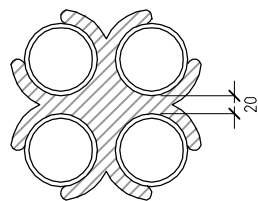


NOTES:

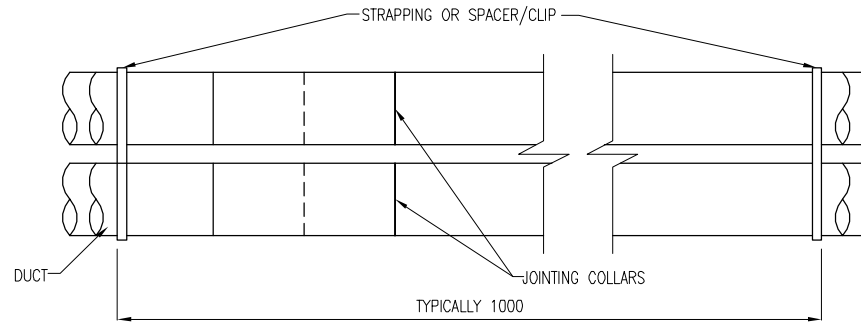
1. ALL DIMENSIONS ARE IN MILLIMETRES EXCEPT WHERE STATED.
2. DUCTS SHALL BE SEPARATED BY MEANS OF A PURPOSE MADE SPACER. THE SPACER SHALL ENSURE THAT THERE IS SUFFICIENT ROOM FOR JOINTING COLLARS - NOMINALLY 20mm SEPARATION. SPACERS ARE PROVIDED TO ENSURE THAT THE SEPARATION BETWEEN DUCTS REMAINS CONSTANT ALONG THE LENGTH OF DUCTS DURING INSTALLATION, BACKFILLING AND IN SERVICE. SPACERS SHALL NOT CAUSE DAMAGE TO THE DUCTS EITHER DURING INSTALLATION OR IN SERVICE.
3. THE STRAPPING IS TO BE PURPOSE MADE AND SPACED AT INTERVALS TO ENSURE THAT THE DUCT AND SPACER ARRANGEMENT SHOWN IN THE SECTIONAL DETAIL IS NOT DISTURBED DURING INSTALLATION, BACKFILLING AND IN SERVICE. THAT STRAPPING WOULD TYPICALLY BE INSTALLED AT 1000 INTERVALS.
4. A PURPOSE MADE, COMBINED, SPACER/CLIP ARRANGEMENT MAY BE USED AS AN ALTERNATIVE TO SEPARATE SPACER AND STRAPPING, PROVIDED THAT THE CONTRACTOR CAN DEMONSTRATE THAT THE SPACER/CLIP IS CAPABLE OF RETAINING DUCTS IN PLACE DURING INSTALLATION AND SERVICE.



SECTION THROUGH LONGITUDINAL DUCT ARRANGMENT



ALTERNATIVE SPACER/CLIP ARRANGEMENT



ELEVATION ON LONGITUDINAL DUCT ARRANGMENT

NOT TO SCALE

	ROAD CONSTRUCTION DETAILS	DUCTS			DUCT SPACER AND STRAPPING FOR TRENCHLESS CONSTRUCTION	Drawing No.
			P1	01/09		RCD/
			Issue	Date		500/57