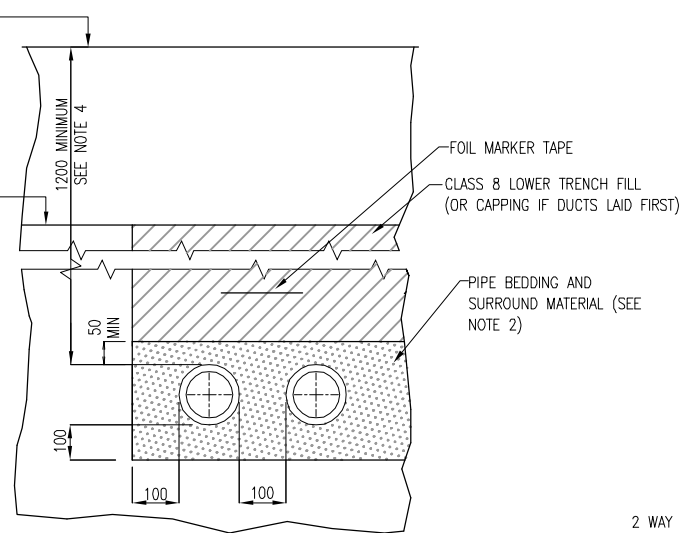
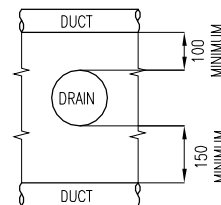


TYPE A
SHALLOW DUCTS (750 TO 1200 COVER)

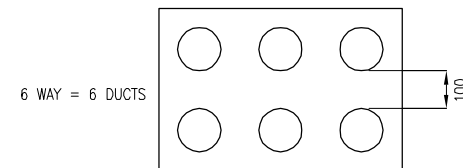
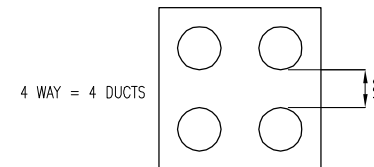


TYPE B
DEEP DUCTS (OVER 1200 COVER)

DUCT MATERIAL	BACKFILL MATERIAL	X	Y
UPVC	MIX ST2 CONCRETE	75	150
DUCTILE IRON	MIX ST2 CONCRETE OR SUB-BASE MATERIAL	AS ABOVE	0



MINIMUM CLEARANCE BETWEEN
DUCT AND DRAIN



LAYOUT OF DUCTS

NOTES:

1. ALL DIMENSIONS ARE IN MILLIMETRES EXCEPT WHERE STATED.
2. PIPE BEDDING AND SURROUND MATERIAL SHALL BE SAND COMPLYING WITH TABLE 5/4 OF THE MCDRW.
3. CLASS 8 LOWER TRENCH FILL SHALL COMPLY WITH TABLE 6/1 OF THE MCDRW.
4. ALTERNATIVELY DUCTS SHALL BE LAID TO LIMITS DESCRIBED IN APPENDIX 5/2, 14/4 OR 15/1 OR SHOWN ON THE DRAWINGS.
5. MANDREL DETAIL IS SHOWN ON DRAWING No RCD/500/52.

NOT TO SCALE