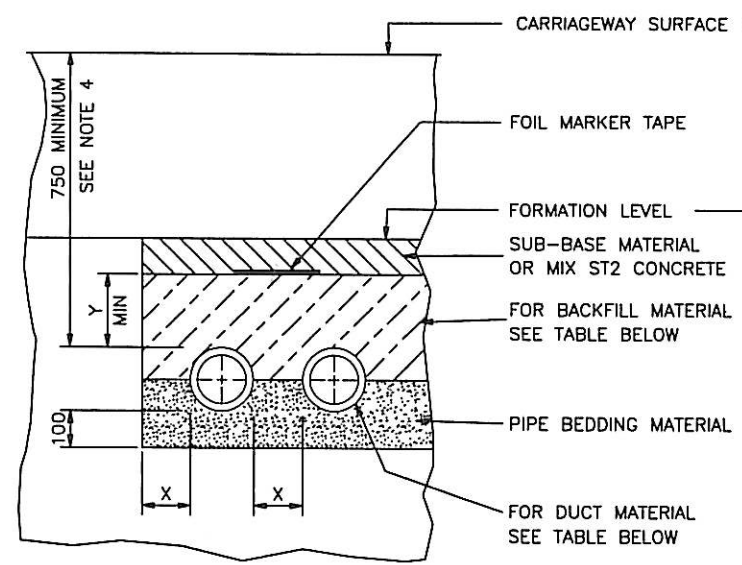
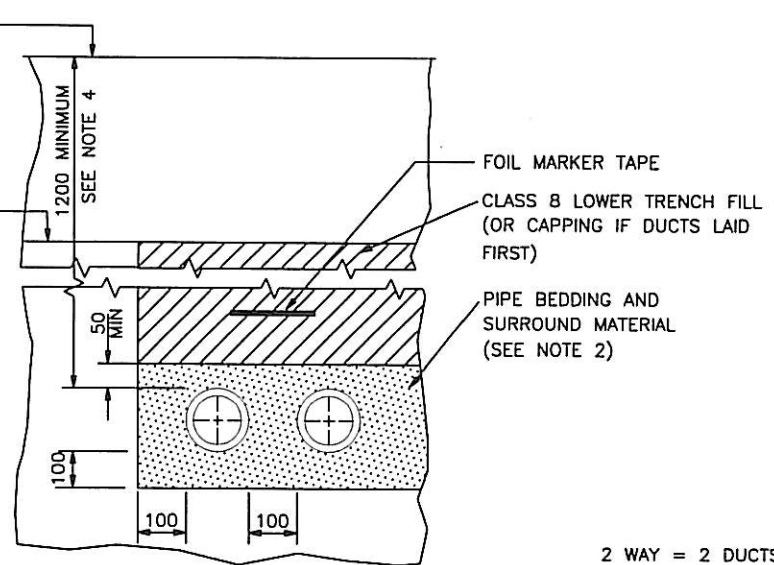


**NOTES**

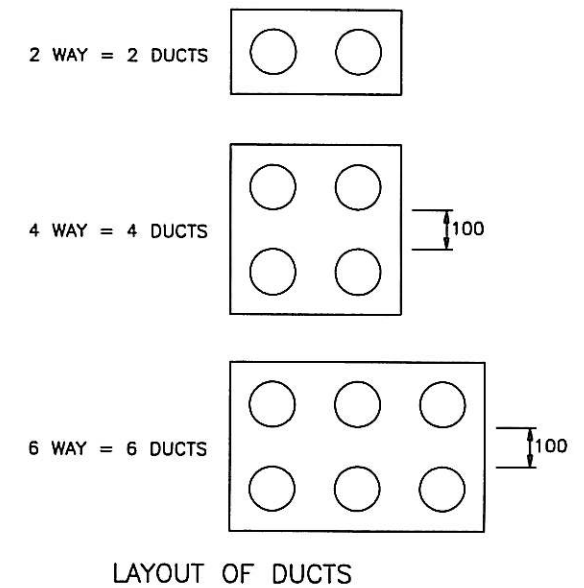
1. ALL DIMENSIONS ARE IN MILLIMETERS.
2. PIPE BEDDING AND SURROUND MATERIAL SHALL BE SAND COMPLYING WITH TABLE 5/4 OF THE S.R.W.
3. CLASS 8 LOWER TRENCH FILL SHALL COMPLY WITH TABLE 6/1 OF THE S.R.W.
4. ALTERNATIVELY DUCTS SHALL BE LAID TO LIMITS DESCRIBED IN APPENDIX 5/2, 14/4 OR 15/1 OR SHOWN ON THE DRAWINGS.
5. MANDREL DETAIL IS SHOWN ON RCD/500/52.



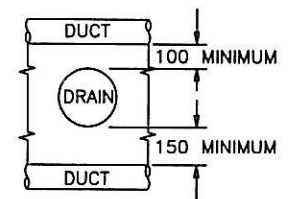
**TYPE A**  
SHALLOW DUCTS (750 TO 1200 COVER)



**TYPE B**  
DEEP DUCTS (OVER 1200 COVER)



DUCT MATERIAL	BACKFILL MATERIAL	X	Y
UPVC	MIX ST2 CONCRETE	75	150
DUCTILE IRON	MIX ST2 CONCRETE OR SUB-BASE MATERIAL	AS ABOVE 150	0



MINIMUM CLEARANCE BETWEEN  
DUCT AND DRAIN