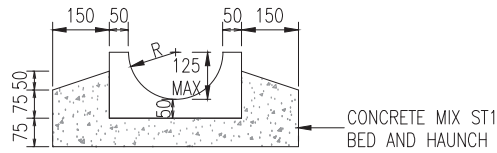
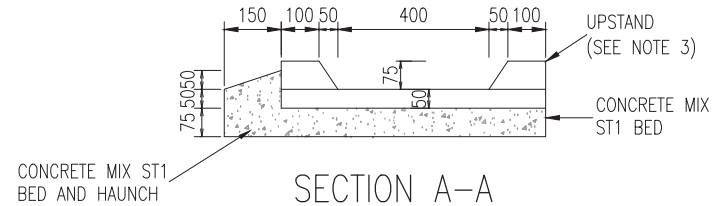


NOTES:

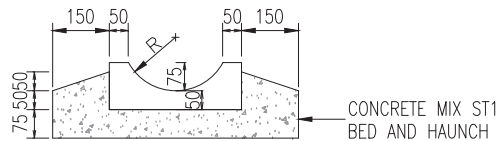
1. ALL DIMENSIONS ARE IN MILLIMETRES.
2. DIMENSIONS R & L SHALL BE AS DESCRIBED IN APPENDIX 5/3.
3. DRAINAGE CHANNEL BLOCKS TO BE MADE OF PRESSED CONCRETE TO IS EN 1340 OR EXTRUDED IN-SITU. FOR BLOCKS TYPE C THE UPSTAND MAY BE N-SITU CONCRETE OR THE KERB TYPE USED FOR THE CARRIAGEWAY.



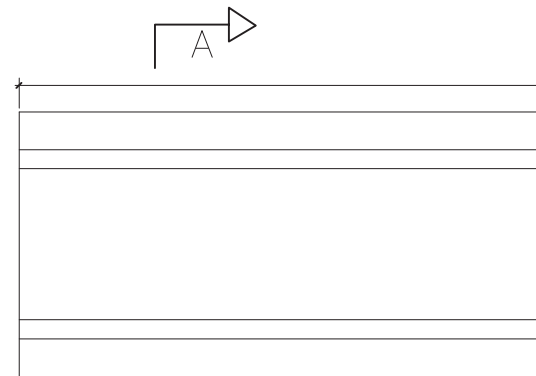
DRAINAGE CHANNEL BLOCK
TYPE A



SECTION A-A



DRAINAGE CHANNEL BLOCK
TYPE B



DRAINAGE CHANNEL BLOCK
TYPE C

NOT TO SCALE

TII PUBLICATION NUMBER: CC-SCD-00523

P4	03/15
P3	01/09
P2	10/07
Issue	Date