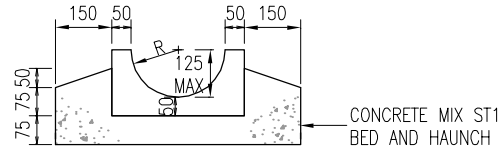
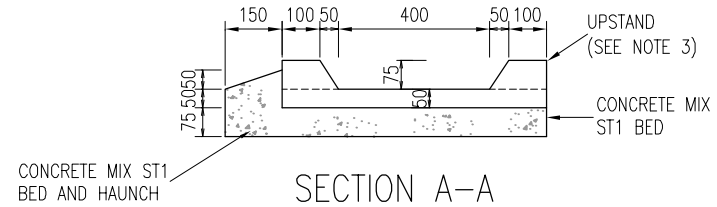


NOTES:

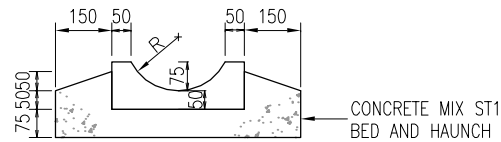
1. ALL DIMENSIONS ARE IN MILLIMETRES EXCEPT WHERE STATED.
2. DIMENSIONS R & L SHALL BE AS DESCRIBED IN APPENDIX 5/3.
3. DRAINAGE CHANNEL BLOCKS TO BE MADE OF PRESSED CONCRETE TO IS EN 1340 OR EXTRUDED IN-SITU. FOR BLOCKS TYPE C THE UPSTAND MAY BE IN-SITU CONCRETE OR THE KERB TYPE USED FOR THE CARRIAGEWAY.



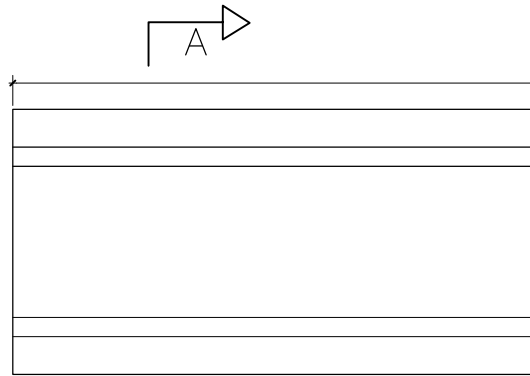
DRAINAGE CHANNEL BLOCK
TYPE A



SECTION A-A



DRAINAGE CHANNEL BLOCK
TYPE B



DRAINAGE CHANNEL BLOCK
TYPE C

NOT TO SCALE