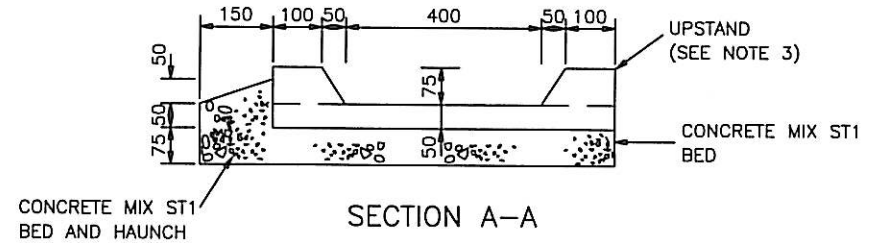
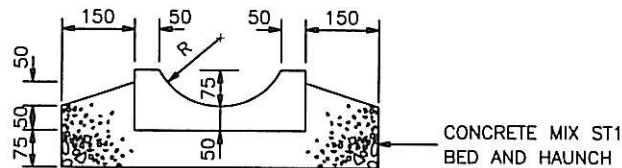


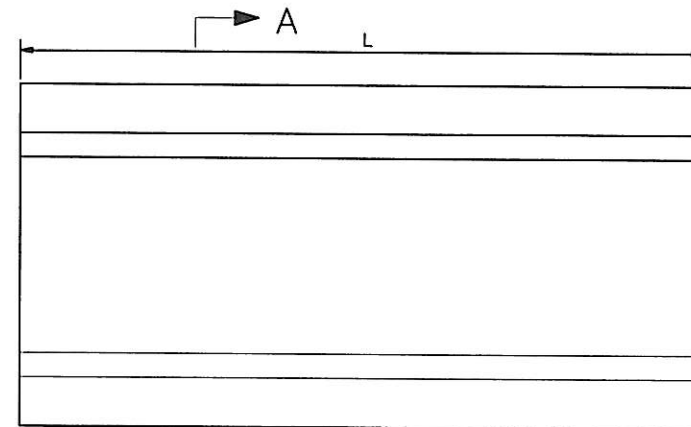
DRAINAGE CHANNEL BLOCK  
TYPE A



SECTION A-A



DRAINAGE CHANNEL BLOCK  
TYPE B



DRAINAGE CHANNEL BLOCK  
TYPE C

NOTES

1. ALL DIMENSIONS ARE IN MILLIMETRES.
2. DIMENSIONS R & L SHALL BE AS DESCRIBED IN APPENDIX 5/3.
3. DRAINAGE CHANNEL BLOCKS TO BE MADE OF PRESSED CONCRETE TO BS 7263 : PART 1 OR EXTRUDED IN SITU. FOR BLOCKS TYPE C THE UPSTAND MAY BE IN SITU CONCRETE OR THE KERB TYPE USED FOR THE CARRIAGEWAY.