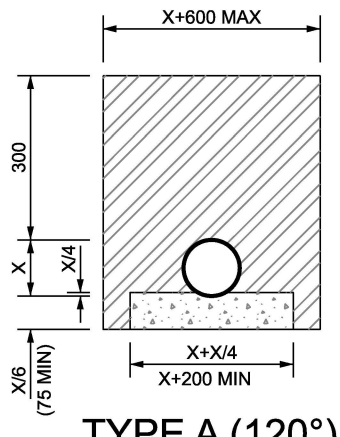
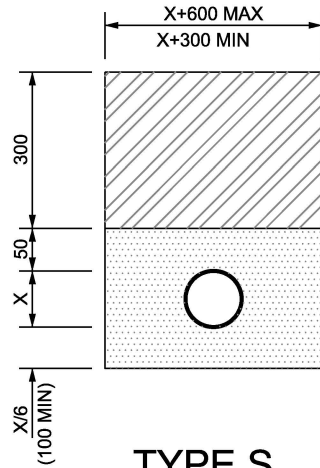


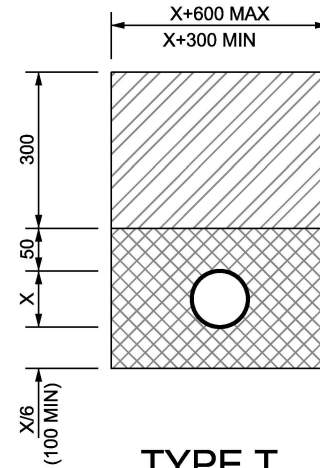
TYPE Z



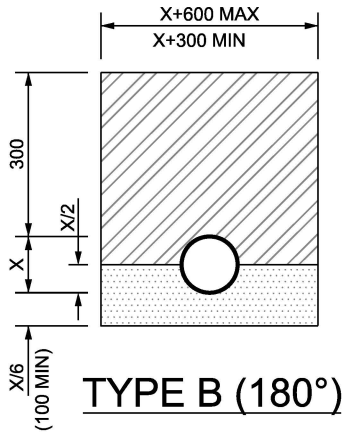
TYPE A (120°)



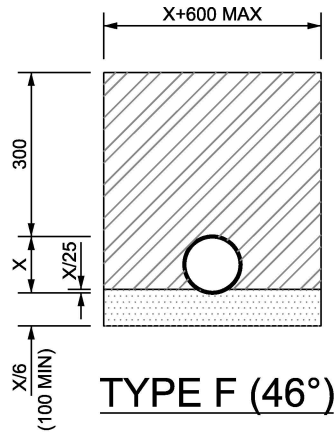
TYPE S



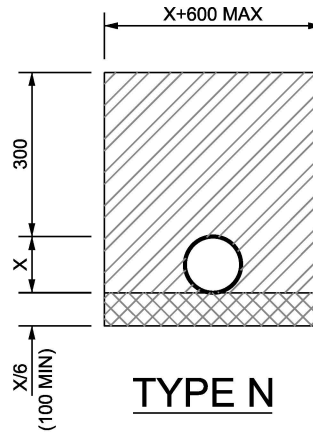
TYPE T



TYPE B (180°)







TYPE F (46°)





TYPE N

- NOTES :**
1. ALL DIMENSIONS ARE IN MILLIMETRES.
 2. DIMENSION X IS THE EXTERNAL DIAMETER OF THE PIPE.
 3. THE MINIMUM AND MAXIMUM WIDTH OF THE TRENCH APPLIES ON AND BELOW A LINE 300mm ABOVE THE OUTSIDE TOP OF THE PIPE. ABOVE THE 300mm LINE THE TRENCH BACKFILL MATERIAL SHALL BE IN ACCORDANCE WITH CC-SPW-00500 CLAUSE 505.2.
 4. THE CONCRETE BED OR SURROUND MAY EXTEND TO THE SIDES OF THE TRENCH OR BE OF MINIMUM WIDTH. MATERIAL IN ACCORDANCE WITH CC-SPW-00500 CLAUSE 503.4(iii) IS TO BE USED TO FILL ANY VOIDS SO FORMED.
 5. FOR TYPE Z TRENCH THE CONCRETE COVER MAY BE FORMED TO A RADIUS BATTER OR HORIZONTAL SURFACE. MINIMUM COVER OF CONCRETE SHALL BE 150.

KEY:

-  COARSE AND LIGHT WEIGHT AGGREGATE TO CLAUSE 503 TABLE 5/3
-  ST4 CONCRETE TO CLAUSE 2602
-  FINE AND ALL-IN AGGREGATE TO CLAUSE 503 TABLE 5/4
-  CLASS 1 OR 2 MATERIAL TO CLAUSE 503.4(iii)

NOT TO SCALE

 <p>Bonneagar Iompair Eireann Transport Infrastructure Ireland</p>	<p>ACTIVITY</p>  <p>Construction & Commissioning</p>	<p>PUBLICATION TITLE</p> <p>DRAINAGE SURFACE WATER DRAINS - TRENCH AND BEDDING DETAILS</p>								
	<p>STREAM</p> <p>STANDARD CONSTRUCTION DETAILS (SCD)</p>	<p>HISTORICAL REFERENCE</p> <p>RCD/500/21</p>	<p>DOCUMENTATION SET</p> <p>STANDARDS</p>	<p>PUBLICATION DATE</p> <p>FEBRUARY 2024</p>	<p>PUBLICATION NUMBER</p> <table border="1"> <tr> <td>ACTIVITY</td> <td>STREAM</td> <td>DRAWING NUMBER</td> </tr> <tr> <td>CC</td> <td>SCD</td> <td>00521</td> </tr> </table>	ACTIVITY	STREAM	DRAWING NUMBER	CC	SCD
ACTIVITY	STREAM	DRAWING NUMBER								
CC	SCD	00521								