







- NOTES :
1. ALL DIMENSIONS ARE IN MILLIMETRES.
 2. DIMENSION X IS THE EXTERNAL DIAMETER OF THE PIPE.
 3. PIPES ARE TO BE LAID WITH SLOTS OR PERFORATIONS UPWARDS WHERE A CONCRETE BED IS USED.
 4. MINIMUM DRAIN WIDTH $Y = X+300$ FOR DRAINS NOT EXCEEDING 1.5m COVER BELOW FINISHED LEVEL.
 $Y = X+450$ FOR DRAINS EXCEEDING 1.5m COVER BELOW FINISHED LEVEL.
 5. MAXIMUM PIPE DIAMETER TO BE 450mm.
 6. LOCATION AND DETAILS OF REQUIRED GEOTEXTILE IN ACCORDANCE WITH CC-SPW-00500 SHALL BE AS DESCRIBED IN APPENDIX 5/4.
 7. REFER TO DN-DNG-03022 CLAUSE 4.6 FOR GEOGRID REQUIREMENTS AND SOLUTIONS TO STONE SCATTER.

KEY:

-  GRANULAR MATERIAL TO CLAUSE 503.3
-  ST4 CONCRETE TO CLAUSE 2602
-  TYPE B COARSE OR LIGHT WEIGHT AGGREGATE TO CLAUSE 505 TABLE 5/5
-  TYPE A FINE AGGREGATE TO CLAUSE 505 TABLE 5/5

NOT TO SCALE

 <p>Bonneagar Iompair Éireann Transport Infrastructure Ireland</p>	<p>ACTIVITY</p>  <p>Construction & Commissioning</p>	<p>PUBLICATION TITLE</p> <p>DRAINAGE FILTER DRAINS TRENCH AND BEDDING DETAILS</p>								
	<p>STREAM</p> <p>STANDARD CONSTRUCTION DETAILS (SCD)</p>	<p>HISTORICAL REFERENCE</p> <p>RCD/500/20</p>	<p>DOCUMENTATION SET</p> <p>STANDARDS</p>	<p>PUBLICATION DATE</p> <p>FEBRUARY 2024</p>	<p>PUBLICATION NUMBER</p> <table border="1"> <tr> <td>ACTIVITY</td> <td>STREAM</td> <td>DRAWING NUMBER</td> </tr> <tr> <td>CC</td> <td>SCD</td> <td>00520</td> </tr> </table>	ACTIVITY	STREAM	DRAWING NUMBER	CC	SCD
ACTIVITY	STREAM	DRAWING NUMBER								
CC	SCD	00520								