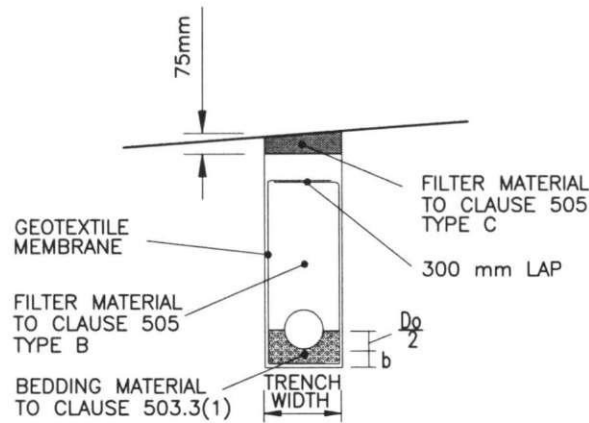


TRENCH WIDTHS FOR FILTER DRAINS

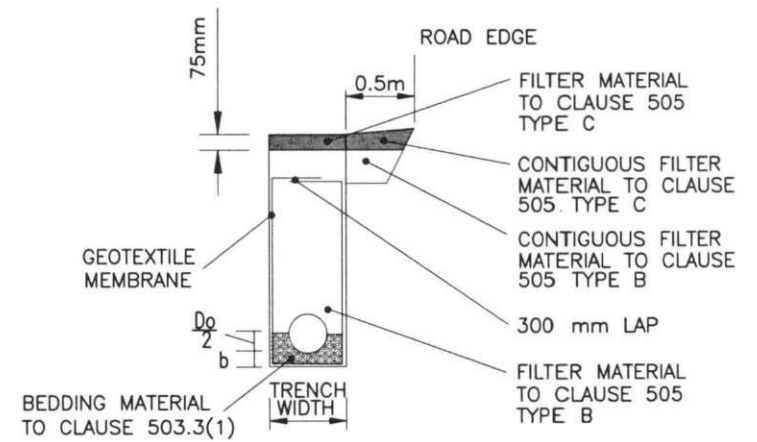
PIPE DIA. mm	Do	b	TRENCH WIDTH
100	150	150	600
150	210	150	700
225	300	150	750
300	400	150	850
375	480	150	950
450	560	150	1000
525	650	150	1100
600	735	150	1200
675	850	150	1350
750	910	150	1450
900	1080	250	1650

NOTES:

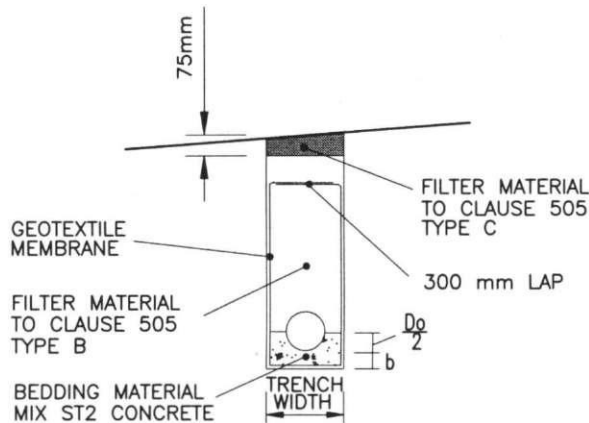
1. ALL DIMENSIONS ARE IN MILLIMETERS.
2. THIS DRAWING IS TO BE READ IN CONJUNCTION WITH APPENDIX 5/1.
3. Do = PIPE OUTER DIAMETER
4. PERFORATED PIPES ARE TO BE LAID WITH SLOTS OR PERFORATIONS FACING UPWARDS.



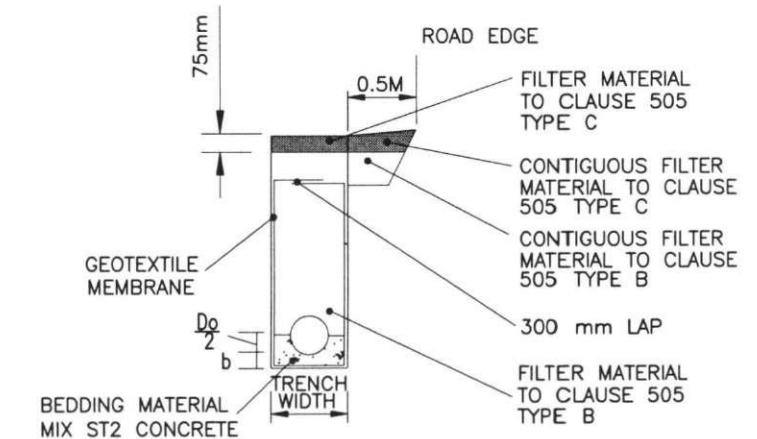
TYPE A



TYPE B



TYPE C



TYPE D