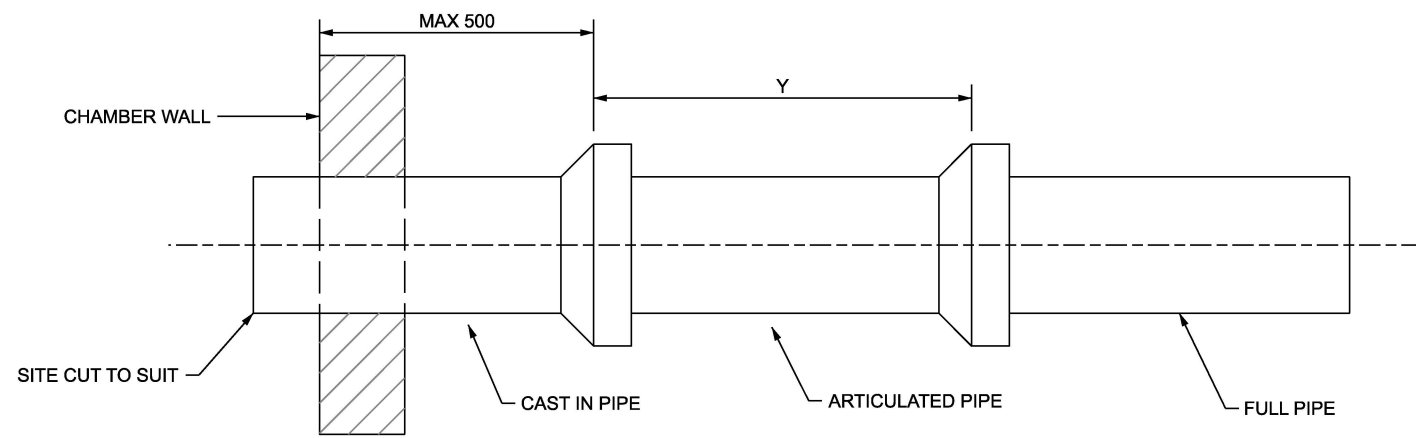


**CHAMBER COVER DETAIL IN PAVED AREAS
(SEE NOTE 4)**

NOTES:



1. ALL DIMENSIONS ARE IN MILLIMETRES.
2. REFER TO CC-SPW-00500 CLAUSE 504.2 FOR DETAILS OF FLEXIBLE JOINTS THROUGH CHAMBER WALLS.
3. PERMITTED CLEAR ACCESS FOR OPENINGS IN ACCORDANCE WITH CLAUSE 507.9.
4. PAVED AREA REFERS TO THE HARD SHOULDER OR HARD STRIP. CHAMBERS SHALL ALWAYS BE LOCATED OUTSIDE THE CARRIAGEWAY.



NOMINAL PIPE DIAMETER	Y
≤ 450	500 - 750
> 450	750 - 1000

FLEXIBLE JOINT DETAIL THROUGH CHAMBER WALL

NOT TO SCALE

 Bonneagar Iompair Éireann Transport Infrastructure Ireland	ACTIVITY  Construction & Commissioning	PUBLICATION TITLE DRAINAGE TYPICAL CHAMBER DETAILS					
	STREAM STANDARD CONSTRUCTION DETAILS (SCD)	HISTORICAL REFERENCE RCD/500/14	DOCUMENTATION SET STANDARDS	PUBLICATION DATE FEBRUARY 2024	PUBLICATION NUMBER <table border="1" style="width: 100%; border-collapse: collapse;"> <tr> <td style="width: 33%; text-align: center;">ACTIVITY CC</td> <td style="width: 33%; text-align: center;">STREAM SCD</td> <td style="width: 33%; text-align: center;">DRAWING NUMBER 00514</td> </tr> </table>	ACTIVITY CC	STREAM SCD
ACTIVITY CC	STREAM SCD	DRAWING NUMBER 00514					