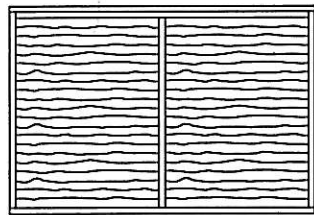



PANEL FENCE TYPE A - WOVEN TIMBER PANEL



FRONT

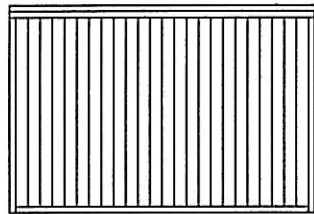


SIDE



REAR

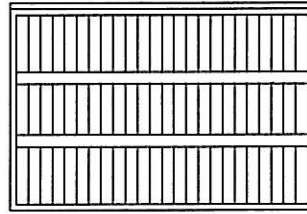
PANEL FENCE TYPE B - OVERLAPPING HORIZONTAL BOARD PANEL



FRONT

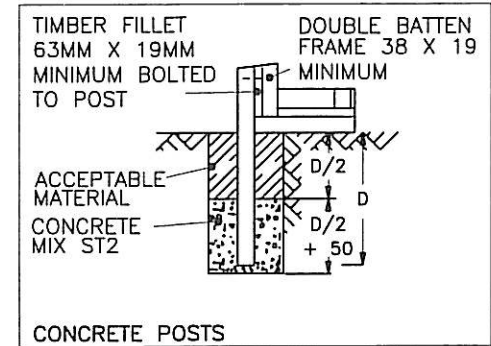
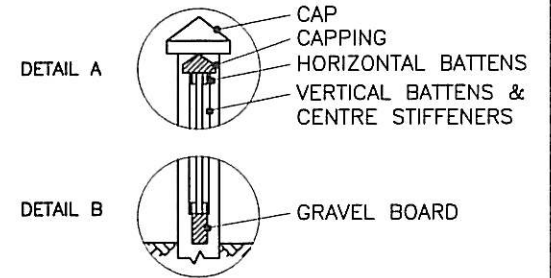


SIDE



REAR

PANEL FENCE TYPE C - OVERLAPPING VERTICAL BOARD PANEL



NOTES :

1. ALL DIMENSIONS ARE IN MILLIMETRES.
2. BS 1722 PART 11 APPLIES UNLESS OTHERWISE STATED.
3. DIMENSION D AND SIZES OF POSTS, AND INFILL SHALL BE TAKEN FROM BS 1722 PART 11 AS APPROPRIATE TO THE HEIGHT AND TYPE OF FENCE DESCRIBED IN APPENDIX 1/15 AND ON THE DRAWINGS.
4. ALL TIMBER SHALL COMPLY WITH SPECIFICATION CLAUSE 304 UNLESS OTHERWISE STATED IN APPENDIX 1/15.
5. TIMBER POSTS MAY ONLY BE DRIVEN, OR SUPPORTED IN RAMMED BACKFILL WHERE STATED IN APPENDIX 1/15.

| | |
|-------|-------|
| P1 | 03/00 |
| Issue | Date |