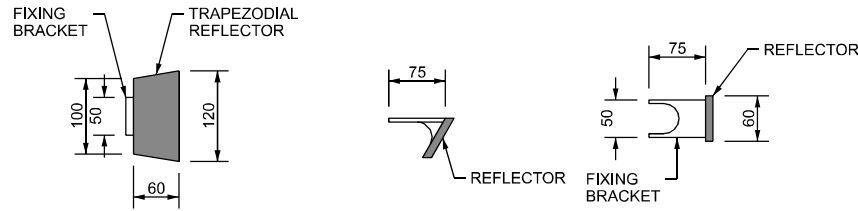
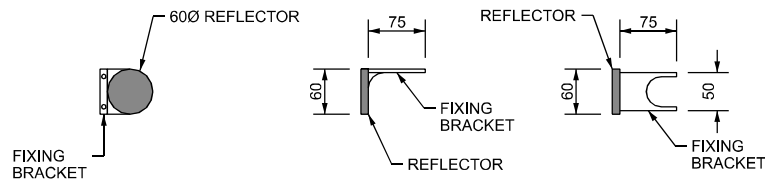


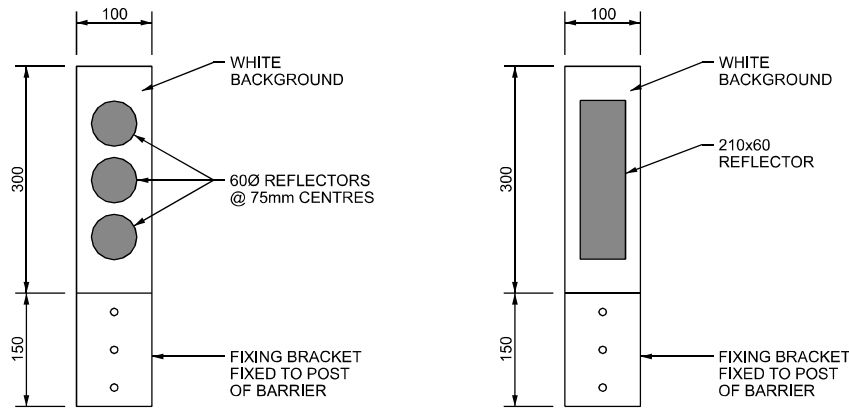
## REFLECTOR FOR USE ON STEEL BARRIER



## SIDE MOUNTED 120mmX100mmX60mm REFLECTOR



## SIDE MOUNTED 60mm Ø REFLECTOR

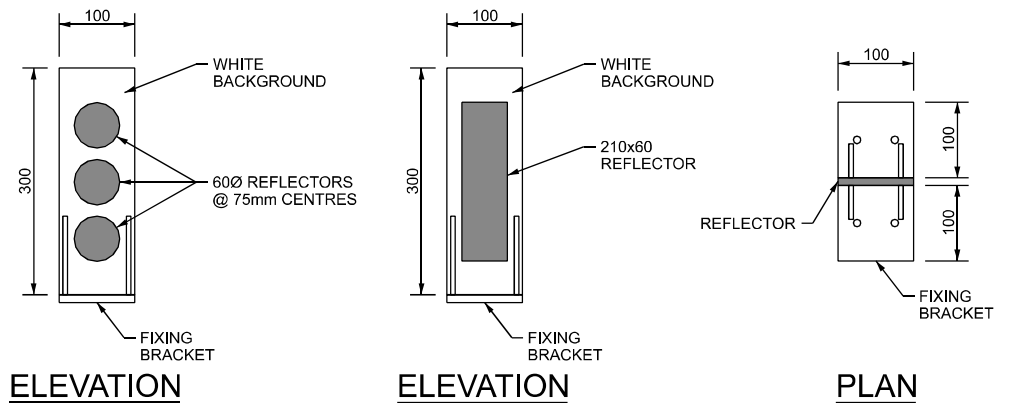
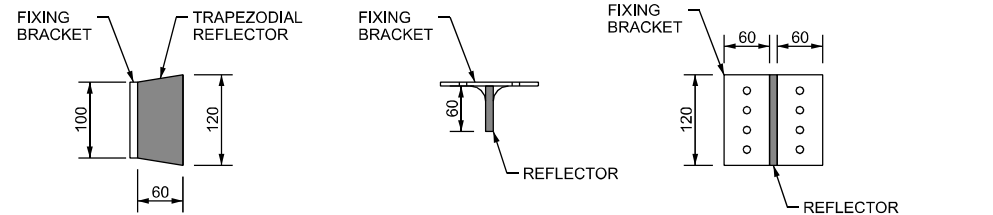


ELEVATION

ELEVATION

## TOP MOUNTED REFLECTOR TSM REF W 186

## REFLECTOR FOR USE ON CONCRETE BARRIER



ELEVATION

ELEVATION

PLAN

### NOTES :-

1. REFLECTORS ON THE LEFT HAND SIDE OF THE CARRIAGEWAY SHALL BE RED RETROREFLECTIVE. REFLECTORS ON THE RIGHT HAND SIDE OF THE CARRIAGEWAY SHALL BE WHITE RETROREFLECTIVE.
2. SAFETY BARRIER REFLECTORS SHALL BE FIXED WITH CORROSIVE RESISTANT AND VANDAL RESISTANT MATERIALS.
3. ALL DIMENSIONS ARE IN MILLIMETRES.